

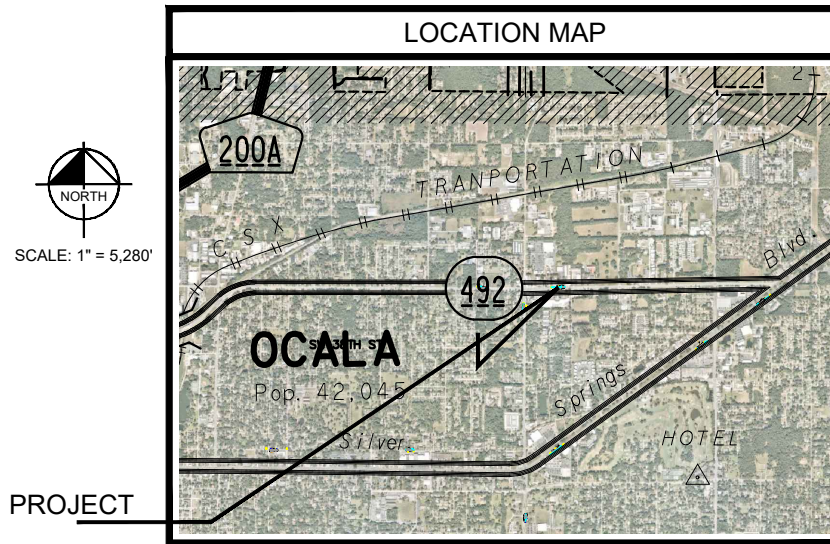
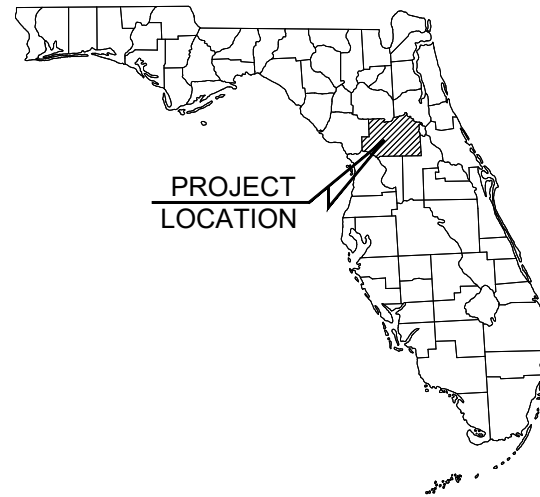
SITE PLAN FOR BUS STOP DESIGN SERVICES

CITY OF OCALA, FLORIDA

SECTION 9, TOWNSHIP 15 SOUTH, RANGE 22 EAST

BUS STOP NUMBER 6017
COORDINATES 29.20076 N -82.0996 E

DECEMBER 2022



DRAWING INDEX

SHEET	TITLE
C001	COVER SHEET
C002	GENERAL NOTES
C003	MASTER SITE PLAN
C004	#6017 SITE PLAN
C005	CONSTRUCTION DETAILS

UTILITY PROVIDERS

ELECTRIC CITY OF OCALA ELECTRIC RANDY HAHN (352) 351-6615	TELEPHONE CENTURY LINK JOHN PALMONDON (352) 245-4444	GAS TECO BRUCE STOUT (407) 466-2662
WATER & SEWER CITY OF OCALA - WATER & SEWER STACEY FERRANTE (352) 351-6775	COMMUNICATIONS COX COMMUNICATIONS PAUL CHRISTOPHER (352) 337-2009	Fiber UNITI FIBER KYLE HILL (850) 544-1400

PROJECT OWNER AND CONSULTANTS

OWNER/APPLICANT: CITY OF OCALA	CIVIL ENGINEERING CONSULTANT: KIMLEY-HORN AND ASSOCIATES, INC. 1700 SE 17TH STREET, SUITE 400 OCALA, FLORIDA 34471 (352) 438-3000
SURVEYOR: ECHEZABAL & ASSOCIATES, INC. 108 COUNTRY CLUB DRIVE TAMPA, FLORIDA 33612 (352) 351-0091	

CALL 2 BUSINESS
DAYS BEFORE
YOU DIG
IT'S THE LAW!
DIAL 811

SUNSHINE STATE ONE CALL OF FLORIDA, INC.

No.	REVISIONS	DATE	BY
1	NOT FOR CONSTRUCTION	-	-

Kimley-Horn
© 2022 KIMLEY-HORN AND ASSOCIATES, INC.
1700 SE 17TH STREET, SUITE 400, OCALA, FLORIDA 34471
PHONE: 352-438-3000
WWW.KIMLEY-HORN.COM REGISTRY NO. 35108

LICENSED PROFESSIONAL	MOHAMMED N. MURAD
FLORIDA LICENSE NUMBER	91243
CHECKED BY	MINI
DATE:	

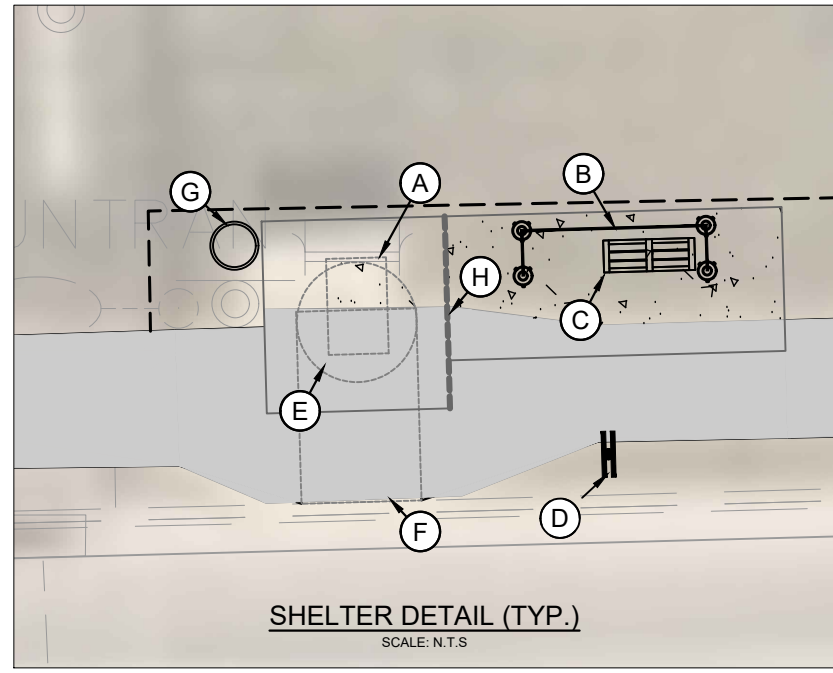
COVER SHEET

BUS STOP DESIGN
SERVICES
PREPARED FOR
CITY OF OCALA
FLORIDA

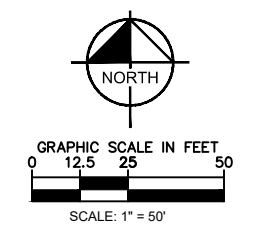
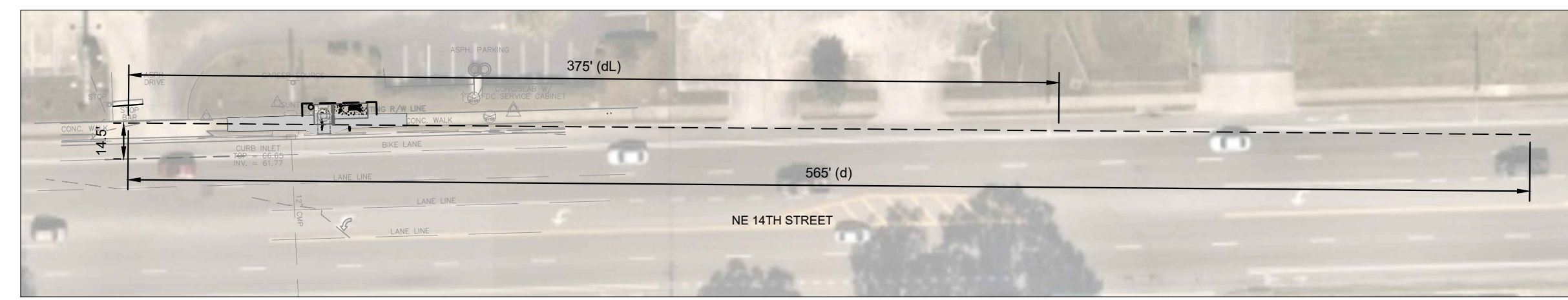
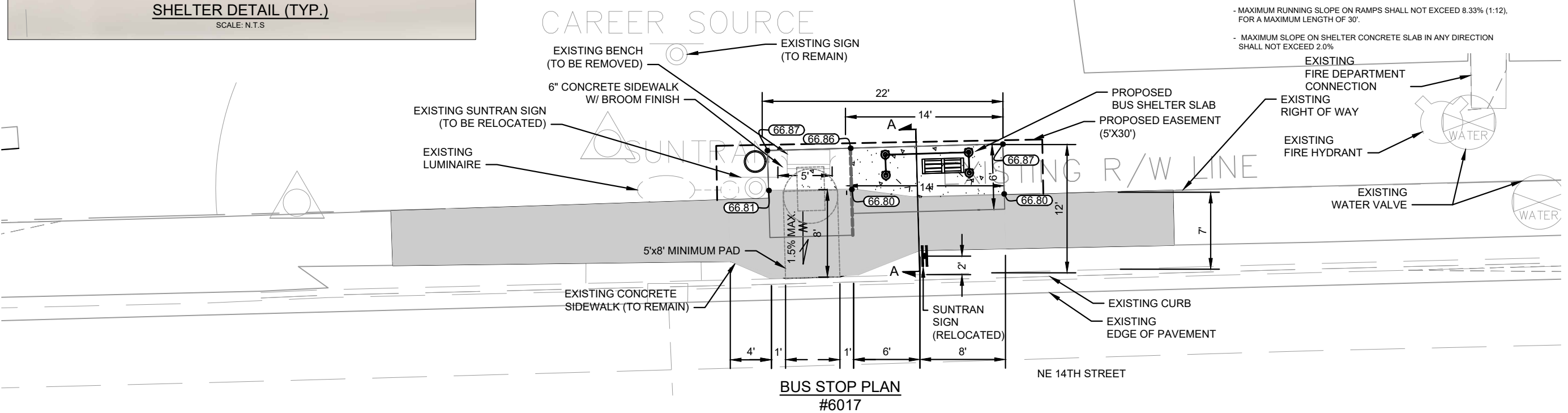
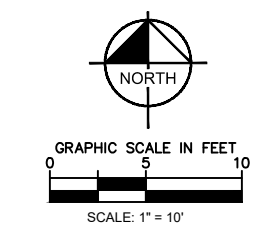
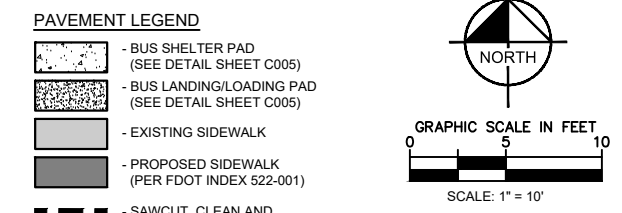
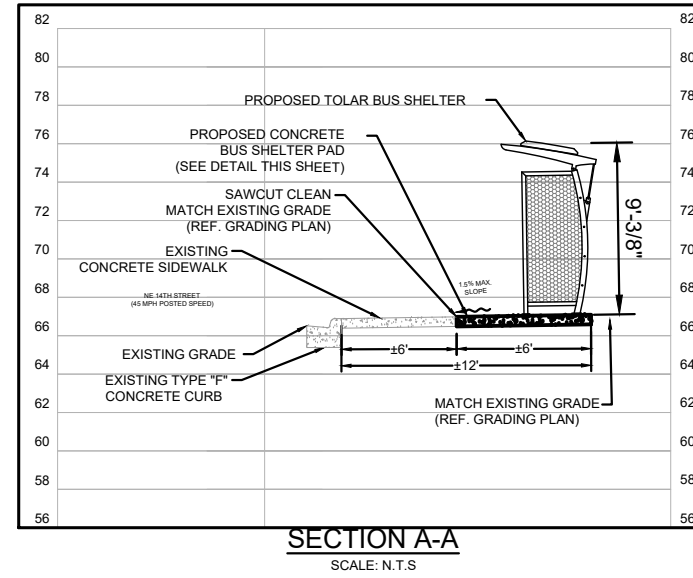
SHEET NUMBER
C001

This document, together with the concepts and designs presented herein, is intended only for the specific purpose and client for which it was prepared. Reuse of and improper reliance on this document without written authorization and adaptation by Kimley-Horn and Associates, Inc. shall be without liability to Kimley-Horn and Associates, Inc.

This document, together with the concepts and designs presented herein, is intended only for the specific purpose and client for which it was prepared. Reuse of and improper reliance on this document without written authorization and adaptation by Kimley-Horn and Associates, Inc. shall be without liability to Kimley-Horn and Associates, Inc.



- NOTES:**
- (A) MINIMUM 30"x48" CLEAR ZONE FOR WHEELCHAIR RESTING AREA DIRECTLY AT END OF BENCH
 - (B) BUS SHELTER (PROVIDED BY OWNER)
 - (C) 44" BENCH INSTALLED 6" FROM GLASS (PROVIDED BY OWNER)
 - (D) VISUAL BUS STOP SIGN SHALL BE MOUNTED 84" ABOVE FINISHED GRADE (PROVIDED BY OWNER).
 - (E) 5' WHEELCHAIR TURN-AROUND
 - (F) MINIMUM 5'X8' CLEAR ZONE FOR WHEELCHAIR LIFT/RAMP DEPLOYMENT
 - (G) 22" DIA. X 28" HT. 30 GAL TRASH CAN.
 - (H) TYPE D JOINT PER FDOT INDEX #310 DIVIDING BUS SHELTER PAD IN EQUAL HALVES.



NO.	REVISIONS	DATE	BY
1	NOT FOR CONSTRUCTION		

Kimley-Horn
 © 2022 KIMLEY-HORN AND ASSOCIATES, INC.
 1700 SE 17TH STREET, SUITE 200, OCALA, FLORIDA 34471
 PHONE: 352-438-3000
 WWW.KIMLEY-HORN.COM REGISTRY NO. 35108

KHA PROJECT	142371035
DATE	DECEMBER 2022
SCALE	AS SHOWN
DESIGNED BY	KHA
DRAWN BY	KHA
CHECKED BY	MNM
LICENSED PROFESSIONAL	MOHAMMED N. MURAD
FLORIDA LICENSE NUMBER	91243

#6017

SITE PLAN

BUS STOP DESIGN SERVICES
 PREPARED FOR
CITY OF OCALA
 FLORIDA

SHEET NUMBER
C004

CALL 2 BUSINESS DAYS BEFORE YOU DIG
 IT'S THE LAW!
 DIAL 811

SUNSHINE STATE ONE CALL OF FLORIDA, INC.

